

















2023 Checklist For		Running Races at SLSC	(tips are in this column)	Flags
1	At Clubhouse	Get Ollie Box (if it's in kitchen being charged)	If not there, it's already on Flat Top	
2	At Clubhouse	Get back-up radio(s) from kitchen cabinet	Use Channel 19a	
3	At Race Shed	Get Flat Top key		
4	Before leaving dock	Check fuel level of Flat Top	ask other Race Duty to help	
5	Before leaving dock	Unlock both locked storage bins on Flat Top		
6	Before leaving dock	Put Ollie Box on holder and use bungies to secure it	2nd little bungie secures the horns	
7	Before leaving dock	Open Ollie Box and set toggle switch to "RRS 26"	then close Ollie Box	
8	Before leaving dock	Raise Race Committee Flag	Place in a holder on left front side of Flat Top	
9	Before leaving dock	Raise the orange Flag on the yellow pole on the port side of the Flat Top	The orange flag serves as one end of the start line.	
9A	Before leaving dock	Arrange flags in the holders on the stern of the Committee Boat. Facing backwards from Right to Left.		
	they are:	Prep Flag		
		Division 1 Flag		


		Division 2 Flag		
		Postponement Flag		
		Abandon Flag		
9B	Before leaving dock	Get the "X" (over early) and the General Recall Flag and lay them in the front of the boat where they can be picked up and waved if needed.		
		Over Early Flag		
		General Recall Flag		
10	Before leaving dock	Check locked bin for Finish Sheets	Get one ready for the race	
11	Before leaving dock	Check that the radios work		
12	Before leaving dock	Have one of the Safety Boats leave the dock and check wind speed out on the lake. Have it report findings by radio	decide to race or postpone	
13	Before leaving dock	At 30 minutes before the start, (if not postponing) sound the Harbor Horn (press the white horn button once) & Go to 14 If postponing, Go to 13A	1:30PM on Sundays 6PM on Wednesdays	

13A	Before leaving dock	If postponing, press the white button twice and raise the postponement flag & Go to 13B	1:30PM on Sundays 6PM on Wednesdays	
13B	Before leaving dock	When ending the postponement, press the white button once, lower the postponement flag and leave the dock. Go to 14	You must wait 30 minutes before starting the start countdown. (To give all boats a chance to launch and arrive at the starting area.)	
14	Leave the dock and get on line...set the anchor	Choose the course to be used and have Safety Boats set the marks	Use radio to direct the Safety Boats	
15	On station at start line	Insert signs for the chosen race course		
16	On station at start line	Insert signs for the compass degrees to windward mark	For example: 200 deg is "20" and 20 deg is "02"	
17	On station at start line	Raise "L" Flag. This means "a race will follow," "We are on station," "Come within hailing distance."	In 2nd hole on left front side of boat	
18	On station at start line	Throw "Anti Barging" ball off the back of Flat Top	It is attached to the back of the boat with a rope	
19	T1 minus 6 minutes	Lower "L" Flag		
20	T1 minus 5:10 minutes	Turn on and Start Ollie Box (press the red button)	There will automatically be 5 blasts of the horn	
21	T1 - minus 5 minutes	Raise Div 1 Flag & Start 2 watches	Verify the watches have started...This is 5 minutes before the Div 1 start	
22	T1 - minus 4 minutes	Raise Preparatory Flag/Keep Div 1 Flag Up	This is 4 minutes before the Div 1 start	

23	T1 - minus 1 minute	Lower Preparatory Flag	This is 1 minute before the Div 1 start	
24	T1 -0 minutes/T2-minus 5 minutes. If "All Clear" go to <u>#30</u> . If not all clear go to <u>#25</u> or <u>#26</u>	Lower Div 1 Flag, Raise Div 2 Flag	This is the 1st Div start and 5 minutes before the 2nd Div start	
25	A boat or two are Over Early?	1 horn blast and wave the "X" Flag from the bow of Flat Top and try to notify the offending boats. You may use the radio on channel 19A	When offending boats have properly re-started lower "X" flag, yell "All Clear" and go to <u>#30</u>	
26	Too many boats are over early? General Recall?	2 horn blasts/Gen Recall Flag up/ turn off watches	Lower Div 2 Flag and Turn off Ollie Box	
27	General Recall Boats have returned to starting area	1 horn blast lower the "Gen Recall" Flag	Wait 1 minute then go to <u>#20</u>	no flags up
30	T2 minus 4 minutes	Raise Preparatory Flag/Keep Div Flag Up	This is 4 minutes before 2nd Div start	
31	T2 - minus 1 minute	Lower Preparatory Flag	This is 1 minute before 2nd Div start	
32	T2-0 minutes "All Clear" go to <u>#41</u>	Lower Div 2 Flag	This is the 2nd Div start	no flags up
33	A boat or two are Over Early?	1 horn blast raise "X" Flag	When offending boats have properly re-started lower "X" flag, yell "All Clear" and go to <u>#41</u>	
34	General Recall?	2 horn blasts, raise Gen Recall flag & keep watches running	Lower Div 2 Flag and Turn off Ollie Box	
35	General Recall Boats have returned to starting area	1 horn blast lower the "Gen Recall" Flag	Wait 1 minute and then go to <u>#36</u>	

36	Div 2 restart T2 - minus 5:10 minutes	Turn on and Start Ollie Box (press the red button)	There will be 5 blasts of the horn	
37	Div 2 restart T2 - minus 5 minutes	Raise Div 2 Flag & record the time now	(now take note of and record this time from the running watches)	
38	Div 2 restart T2 - minus 4 minutes	Raise Preparatory Flag/Keep Div Flag Up		
39	Div 2 restart T2 - minus 1 minute	Lower Preparatory Flag		
40	T2 - 0 minutes if "All Clear" go to <u>#41</u>	Lower Div 2 Flag		no flags up
41	Right after the start:	Turn off the Ollie Box		
42	During the Race	measure and record wind speeds approximately every 5 minutes during the race	Determine and record the average wind speed	
43	During the Race	Get finish Form ready for this race		
44	Approx 5 min before first finisher	Hoist the blue finish line flag on the yellow staff on the port side of Flat Top and raise "L" Flag if there is another race to follow	This notifies the finishing boats that there will be another race on Sundays. Don't raise the flag if there is no 2nd race. (No "L" flag on Wednesdays)	
45	First boat crosses the finish line	record time and sail # and sound horn 1 blast	press the white button once on the Ollie Box.	
46	As the other boats finish	Record time and sail # of all finishers	yell "over" for each finisher	
	Sundays 2nd Race	Go to <u>#47</u>		
47	On station at start line	Keep "L" Flag up and go to <u>#15</u>		

Fast Tips About The		Horns and Flags		
N	To Abandon A Race	3 horn blasts & "N" Flag up		
AP	To Postpone	2 horn blasts & "AP" Flag up		
	End of Postpone In Harbor	1 horn blast & "AP" Flag down and the start sequence should start 30 minutes after down		
	End of Postpon On Lake	1 horn blast & "AP" Flag down and the start sequence can start any time after down		
1st sub	General Recall	2 horn blasts & "1st Substitute" Flag up		
	General Recall Clear	1 horn blast & "1st Substitute" Flag down and the start sequence begins 1 minute after down		
X	Over Early	1 horn blast & "X" Flag up		
	Over Early All Clear	"X" Flag down		
I	Too many Gen Recalls?	"I" Flag up instead of "Prep" Flag during the starting sequence		

U L S	Way too many General Recalls and the "I" Flag hasn't helped?	"U" Flag up instead of "Prep" Flag during the starting sequence		
	Another Race/Follow Me/Come Near	"L" Flag up when Flat Top is on station and comes down before the start sequence begins		
	Shortened course	"S" Flag with a repeating horn blast from an unanchored boat at the last mark to be rounded before finishing		
	Suggested Flag Line Up On Flat Top	Facing Backwards Towards the Stern From Right To Left		
		Yellow Division I Flag		
		Tall Preparatory Flag		
		Yellow Division II Flag		
		General Recall Flag (AKA 1st Substitute Flag)		
		Postponement Flag		
		Abandonment Flag		
		Front Left of Flat Top		
		RC Race Committee Flag		

		"L" flag meaning any of the following: We are "On Station," "Another Race Coming Up," "Follow Me Flag," "Come within hailing distance."		
		Over Early "X" Flag when or if needed		
		On Top Of Yellow Start/Finish Line Pole		
		orange flag for start line and blue flag for the finish line		