



# SCOWLINES

## Sportsmanship Edition

Publication of  
Inland Lake Yachting Association

Volume 1, Issue 12

June 19, 2018

### Rule of the Week



## The ILYA #FAIRSAILING Initiative

Fifty-three persons have taken the quiz as of June 17th. Surprisingly only 21 of you are from an ILYA member club. This endeavor is reaching much farther than imagined - St. Thomas, VI; Canada, Mexico, Nova Scotia. 10% of those taking the quiz this week failed -- so take it again and note there will be a few variations in the questions.

### Next

- 1 - Clubs can look next week for their own USB with the presentation slides, animations, rules, definitions and supporting cases. This will allow the clubs to review or present at their own pace or with their own style.
- 2 - Editors are reviewing the video of the presentation which will be posted on the ILYA website. This will allow you to just run the video in lieu of someone presenting at your club. The presentation will be divided into chapters for easy scheduling at your local event. The video features John Porter and Rick Roy narrating the rules presentation. We hope to have this completed by next week also.

### What we are Seeing

The early season regattas are experiencing more protests, more requests for arbitration, more boats exonerating themselves on the water and boats retiring. Competitors are reporting circles performed. Sailors are saying, "FAIR SAILING" to their competitors. AND. . . the bar scene is still the same after the race. This brings up two important aspects --- 1) have qualified judges ready for protests or arbitration (an arbitrator may not serve on the protest for that incident) - folks who have taken the course, folks who have read the CURRENT edition of the Racing Rules of Sailing, and are without conflict of interest. Perhaps ask a qualified individual from a neighboring lake to serve. Don't have securing a protest committee be an afterthought. It should be assembled before the regatta. If we want this to succeed, we need to be prepared. There is nothing worse than having to call an impromptu jury who appears two hours later when the social hour is in full swing. 2) Use this opportunity at the Competitors Briefing to encourage everyone to sail to the best of their ability. **SHARE THE ENTHUSIASM.**

## The Quiz

Key points about the quiz:

- 15 questions. Need to get 11 right (73%) to pass.
- The questions test basic knowledge of the rules and are not designed to be tricky.
- The quiz is open reference. We encourage you to use a rule book or other references while taking it.
- If you don't pass, you can re-take the quiz as many times as needed. You will get slightly different questions when you re-take.

Accessing the quiz:

- Go to the #FairSailing page at SailZing.com.
- Register for an account at SailZing or log in with your existing account.
- Click on the link for the #FairSailing Rules Quiz.
- Take the quiz. After submitting your answers you will see the results, with the correct answers explained.

## YOUTH - You can be first

Youth sailors, the # Fair Sailing decals are ready for distribution. Be the first at the LBSS Opti Regatta or at TRAP to proudly sport the decal on the stern of your boat. Also your buff will be on site for pickup. Hats will be available perhaps at TRAP but definitely in the next week. Take the quiz and make your home lake be the one with the most decals.



### May

Rules of Week to be featured

1 - Basic Principles, Rules 2-3

8 -

Rule 10 On Opposite Tacks

15 -

Rule 11 On Same Tack, Overlapped

22 -

Rule 12 On Same Tack, Not Overlapped

29 - Rule 13 While Tacking

### June

Visits to Clubs and Sailing Schools

4 - Nagawicka Rules Presentation

I

5 - Rules 14 Avoiding Contact, and

## RULE OF THE WEEK - RULE 17

All videos are contributed by UK Sailmakers, the text was organized by SailZing.

This is our final installment regarding the rules of Part 2, Section B - General Limitations.

Remember, the rules in this section don't change right of way, but they do limit the actions of right-of-way boats.

### Rule 17 - On the Same Tack, Proper Course

*"If a boat clear astern becomes overlapped within two of her hull lengths to leeward of a boat on the same tack, she shall not sail above her proper course while they remain on the same tack and overlapped within that distance, unless in doing so she promptly sails astern of the other boat. This rule does not apply if the overlap begins while the windward boat is required by rule 13 to keep clear."*

#### Definitions

**Proper course.** A course a boat would sail to finish as soon as possible in the absence of the other boats referred to in the rule using the term. A boat has no proper course before her starting signal.

Previously-defined terms (click to refresh your memory): [Keep Clear](#), [Clear Astern](#), [Overlapped](#), [leeward](#) and [tack](#).

### Rule 17 Key Points

- This rule allows the boat ahead to protect her lead over another boat.
- Rule 17 only applies to a leeward boat establishing an overlap from clear astern, while on the same tack as the other boat, and within two hull lengths. Proper course does not apply to the windward boat.
- Proper course may be different for different boats

**Rule 15 - Acquiring Right of Way****7 - Pewaukee Rules Presentation****11 - Nagawicka Rules Presentation II****12 Rule 16 Changing Course****19 Rule 17 On the Same Tack, Changing Course****#FAIRSAILING  
Representatives**

Beulah - John Porter  
 Okoboji - Kelli Farrar  
 Pewaukee - Rick Roy  
 Northern WI or Upper  
 Michigan - Pete  
 Kulenkamp

**Committee presenters:****John Porter****Bruce Martinson**

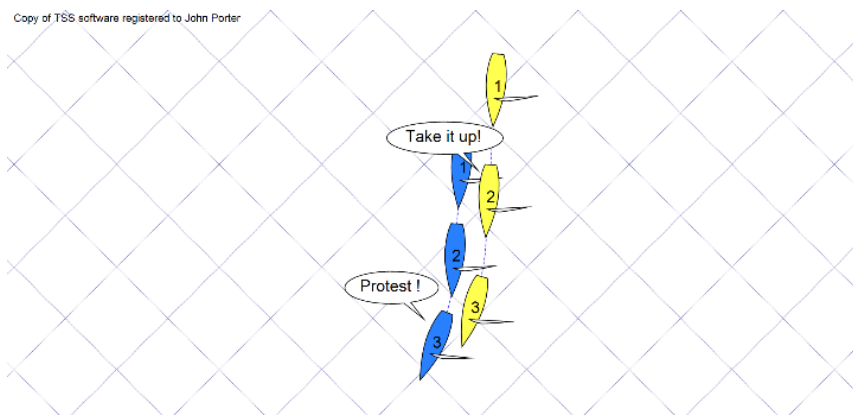
**THANKS TO OUR  
 ILYA#FAIR SAILING  
 SPONSORS**

**Scenarios**

For each scenario, read the description, watch the animation by clicking on the link below the picture, and decide your answer to the question. Then click the Answer link to check your thinking.

**#1 "From Behind 1"**

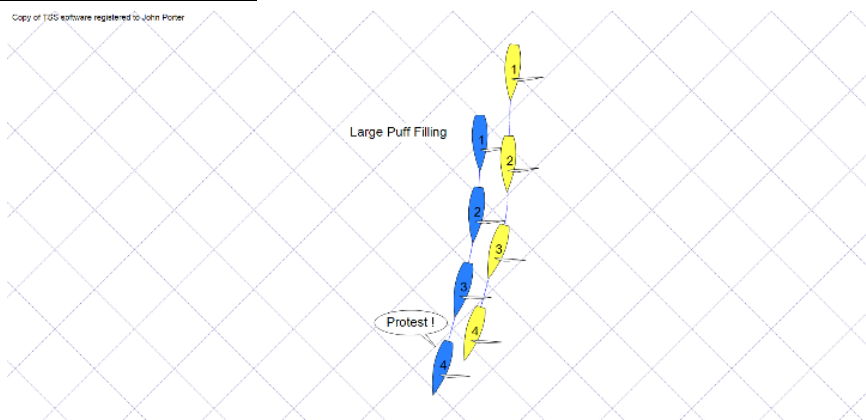
Copy of TSS software registered to John Porter

Click [here](#) to see animation.

Description: Yellow and Blue are sailing downwind. Yellow establishes an overlap from behind and hails Blue to "take it up." Yellow heads up and Blue heads up to avoid Yellow. There was no contact. Blue alleges Yellow broke rule 17. Yellow alleges there is no foul, she was leeward.

Did Yellow break Rule 17? [Answer](#)Did Blue have the option to not turn up and protest? [Answer](#)**#2 "From Behind #2"**

Copy of TSS software registered to John Porter

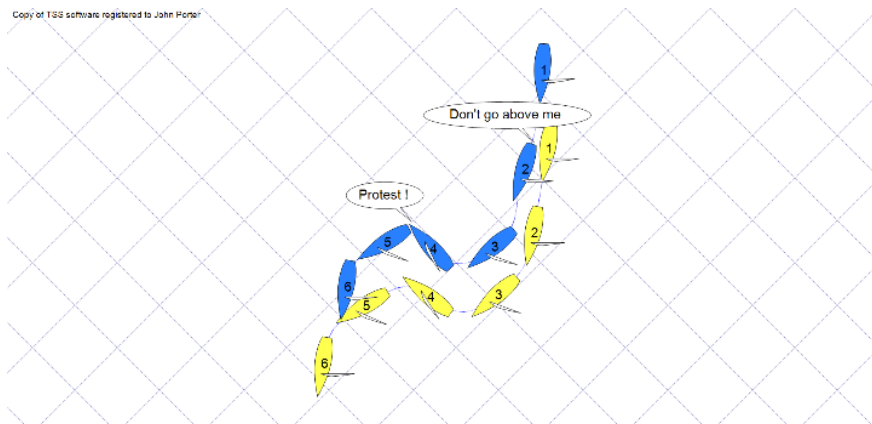
Click [here](#) for animation.

Description: Yellow and Blue are sailing downwind. Yellow establishes an overlap from behind and heads up to get to a large puff filling in to windward. Blue heads up to avoid Yellow. There was no contact. Blue alleges Yellow broke rule 17. Yellow alleges she was sailing to the puff.

Did Yellow break Rule 17? [Answer](#)Did Blue have the option to not turn up and protest? [Answer](#)Read [Appeal 13](#) supporting the answers to this situation.**#3 "Protecting the Lead"**



**Thanks to  
Bruce Martinson,  
Al Haeger  
and  
John Porter  
for their leadership and  
volunteer efforts to  
further  
ILYA #FAIRSAILING**

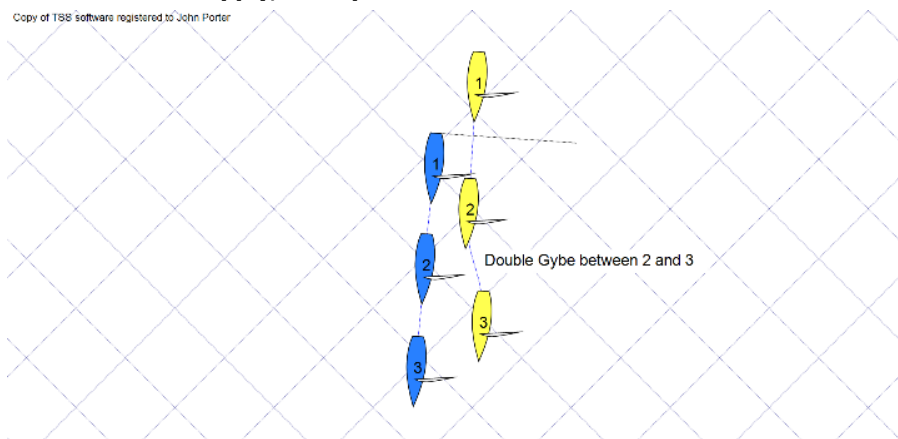


Click [here](#) for animation

Description: Yellow and Blue are sailing downwind. Blue establishes an overlap from behind. Yellow hails Blue not to go above and heads up protect her lead. There was no contact. Blue alleges Yellow broke Rule 17. Yellow alleges she was not bound by Rule 17.

Did Yellow break Rule 17? [Answer](#)

#### #4 Does Rule 17 Apply, example 1?



Click [here](#) for animation

Description:  
Yellow and Blue are sailing downwind. Between positions 2 and 3, Yellow gybes twice.

After the gybes does Yellow have any Rule 17 restriction on her course? [Answer](#)

#### #5 Does Rule 17 Apply, example 2?

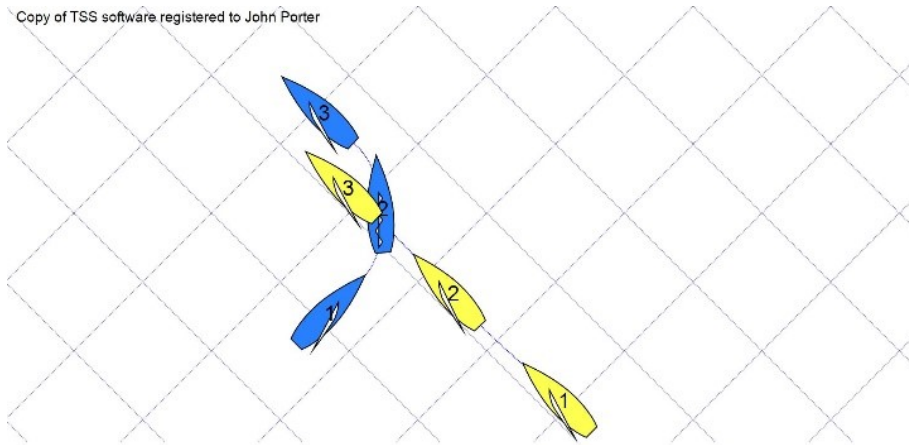
Join the ILYA

[Register for Dues](#)

**Subscribe to Scowlines  
Here**

[Join Our Mailing List!](#)

Copy of TSS software registered to John Porter



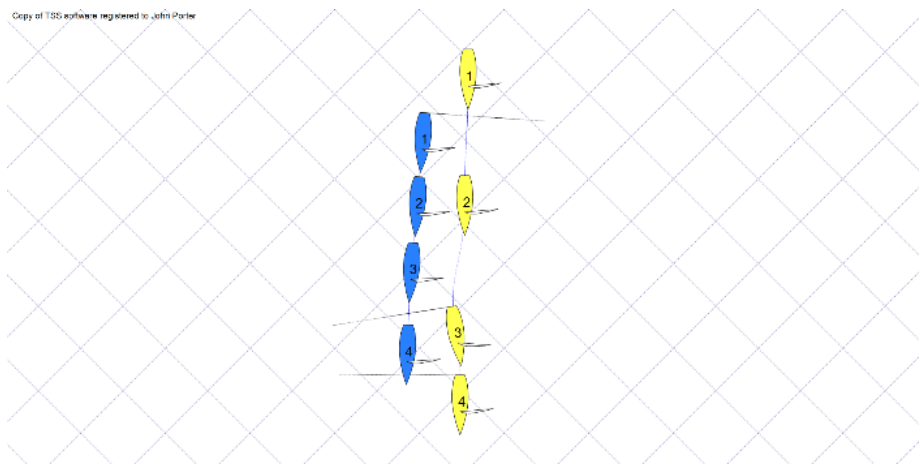
Click [here](#) for animation.

Description: Yellow and Blue are sailing upwind. Blue tacks ahead of Yellow. During Blue's tack, Yellow establishes an overlap.

At position 3, does Yellow have any Rule 17 restriction on her course? [Answer](#)

#### #6 Does Rule 17 Apply, example 3?

Copy of TSS software registered to John Porter



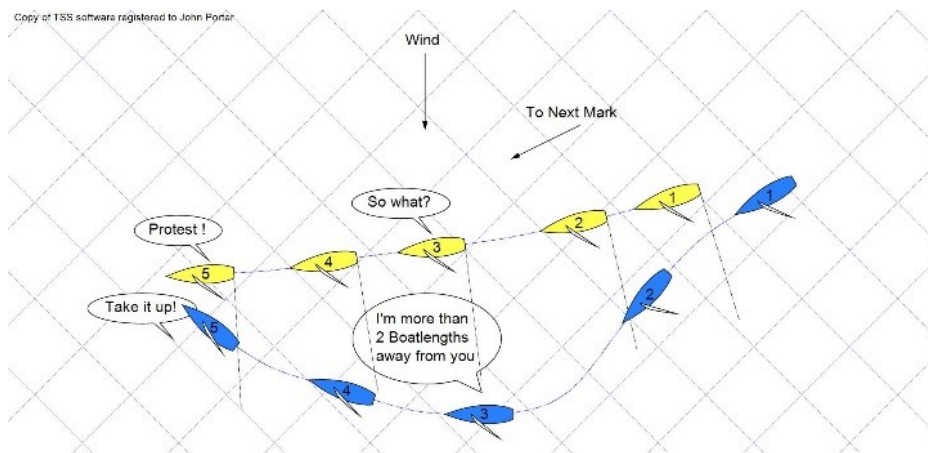
Click [here](#) for animation

Description: Yellow and Blue are sailing downwind. Between position 1 and 2, Yellow establishes an overlap from clear astern. Between positions 3 and 4, Yellow sails ahead of Blue and breaks the overlap.

At position 4, does Yellow have any Rule 17 restriction on her course? [Answer](#)

#### #7 Does Rule 17 Apply, example 4?





Click [here](#) for animation

Description: Yellow and Blue are sailing on a reach. Between positions 1 and 2, Blue establishes an overlap from clear astern. Between positions 2 and 3, Blue sails low, away from Yellow, while maintaining an overlap. At position 3, Blue begins heading up and attempts to head up Yellow at position 5.

At position 5, does Yellow have any Rule 17 restriction on her course? [Answer](#)

Inland Lake Yaching Association, PO Box 662, East Troy, WI 53120-0662

[SafeUnsubscribe™ {recipient's email}](#)

[Forward email](#) | [Update Profile](#) | [Customer Contact Data Notice](#)

Sent by [candaceporter@wi.rr.com](mailto:candaceporter@wi.rr.com) powered by



Try email marketing for free today!