



# SCOWLINES

## Sportsmanship Edition

*Publication of  
Inland Lake Yachting Association*

Volume 1, Issue 14

July 3, 2018

### Rule of the Week



## The ILYA #FAIRSAILING Initiative

### And HERE IT IS:

The video presentation is posted. Each rule is given a chapter. You can review only one rule or choose to review them in sequence. There is no limitation on how you use the videos. The graphics can be re-run repetitively so give yourself time to think. Please make comments to [John Porter](#) or [Rick Roy](#). The Commodore thanks these two gentlemen from Beulah and Pewaukee for their leadership, time commitment and ability to share and explain our mission. Thank you from the Commodore for the leadership of the entire committee for their work: Beulah - Al Haeger, Dale Roble, John Porter, Candace Porter; Pewaukee - Rick Roy, Kara Kaiser, Marilyn Krause, Jon Just, Todd Haines, Chris Allen (what representation from our 2018 X and Opti hosts, thanks Pewaukee); Bruce Martinson (Minnetonka); Tom Hodgson (White Bear).

### [Video presentations](#)

## Accessing the quiz:

- Go to the #FairSailing page at SailZing.com.
- [Register for an account at SailZing](#) or log in with your existing account.
- [Click on the link for the #FairSailing Rules Quiz.](#)
- Take the quiz. After submitting your answers you will see the results, with the correct answers explained.

## Look who's taking the quiz.



Grandparents with grandchildren- it's the Inland way. Learning together with family. Please, please take the quiz to get your Inland swag. No club has reached 50% participation rate yet. Be the first.

Displayed here are Grandpa and often PRO Larry Krause with grandchildren Quinn and Kamron Kaiser. Note the rulebook in Kamron's hand. This is an open book test. Note Grandpa - this is use all your resources. The point of the quiz is not to stress over passing; you may take it time and time again. We want you to learn the rules and get familiar with the rulebook. Even the most seasoned sailor will look at a rule and say, "I never saw that word before in the rule - oh, that really changes how I think of it". The quiz is really straightforward. It covers upwind and downwind, markroom. The quiz is randomized so two folks sitting together do not see the same questions. It takes perhaps fifteen minutes. You can order a rulebook from Dave Berg or from US Sailing. If you are a US Sailing member, you can download the app. The World Sailing edition (without US prescriptions) is free online.

## A Sportsman in Action

And while we are talking #FAIRSAILING, here is an example of sportsmanship and the execution of rules 1 and 2 by a very young sailor.

Rule 1 - Helping those in danger; *"A boat or competitor shall give all possible help to any person or vessel in danger."*

Rule 2 (in part) - *"A boat and her owner shall compete in compliance with recognized principles of sportsmanship and fair play."*

The following report was submitted by John Holland to *Scowlines* from an incident at this weekend's Lake Forest Junior Olympics:

**"Geneva's Jack Plummer (6986) stopped sailing during today's final race to render assistance to KJ Avakian who had capsized. His board had fallen through and he couldn't get the boat over. Plummer held the bow so Avakian could right the boat. As the mast started coming above the water line, Plummer grabbed the mast and helped lift it. Once the boat was righted Plummer helped Avakian bail the boat. All of this was done while Plummer was engaged in racing in the RWB fleet, obviously to the detriment of his position in the race. It was an amazing display of sportsmanship by a sailor who is only 8 yrs old. It personifies exactly what we are all striving to underscore in our youth and adult sailing programs."**





## RULE OF THE WEEK - RULE 18 - Part 2 of 2

All videos are contributed by UK Sailmakers, the text was organized by SailZing.

Our next series of articles cover the rules of Part 2, Section C - At Marks and Obstructions. Section C covers Rules 18-20. Last week we covered Rules 18.1 and 18.2. This week, we'll finish with Rules - 18.3 (Tacking in the Zone) and 18.4 (Gybing). Rule 18.3 is a common source of fouls on the race course. Later, we'll move on to Rules 19 and 20.

### Rule 18.3 - Tacking in the Zone

"If a boat in the *zone* of a *mark* to be left to port passes head to wind from *port* to *starboard tack* and is then *fetching* the *mark*, she shall not cause a boat that has been on *starboard tack* since entering the *zone* to sail above close-hauled to avoid contact and she shall give *mark-room* if that boat becomes overlapped inside her. When this rule applies between boats, rule 18.2 does not apply between them."

#### Definitions

**Fetching** A boat is fetching a mark when she is in a position to pass to windward of it and leave it on the required side without changing tack.

Previously-defined terms (click to refresh your memory): [tack](#), [mark](#), [zone](#) and [markroom](#)

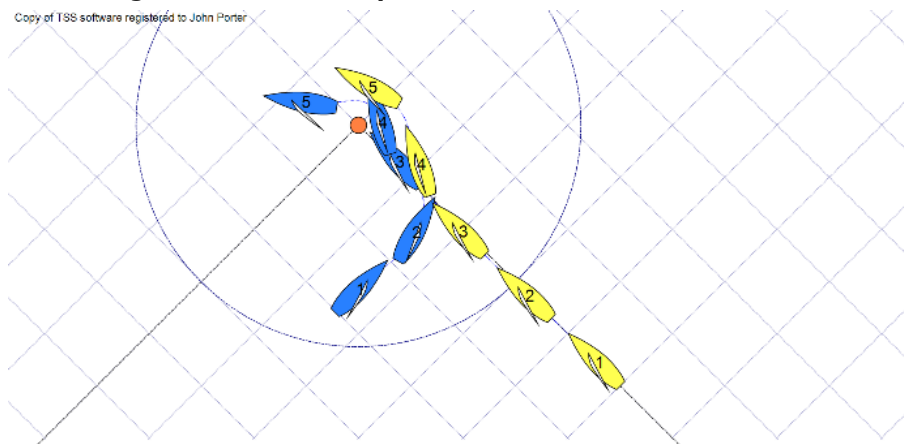
### Rule 18.3 Key Points

- Rule 18.3 eliminates the mark-room provisions of Rule 18.2 for boats approaching the windward mark on port tack. This prevents chaotic situations at the mark.
- If you tack from port to starboard in the zone and are fetching the mark, you can't cause boats coming in on starboard to sail above close-hauled. This is true even if you complete your tack clear ahead of the starboard boats.
- If you tack from port to starboard in the zone, you must give room to boats overlapped inside of you if they were on starboard since entering the zone.

#### Scenarios

For each scenario, read the description, watch the animation by clicking on the link below the picture, and decide your answer to the question. Then click the Answer link to check your thinking.

#### #1 "Tacking in the Zone - Example 1"



Click [here](#) to see animation.

Description:

Should Blue promptly take a penalty? [Answer](#)

#### May

Rules of Week to be featured

1 - Basic Principles, Rules 2-3

8 -

Rule 10 On Opposite Tacks

15 -

Rule 11 On Same Tack, Overlapped

22 -

Rule 12 On Same Tack, Not Overlapped

29 - Rule 13 While Tacking

#### June

Visits to Clubs and Sailing Schools

4 - Nagawicka Rules Presentation I

I

5 - Rules 14 Avoiding Contact, and

Rule 15 - Acquiring Right of Way

7 - Pewaukee Rules Presentation

11 - Nagawicka Rules Presentation II

II

12 Rule 16 Changing Course

19 Rule 17 On the Same Tack,

Changing Course

26

Rule 18.1-2 When Rule 18 Applies and Giving Mark Room

#### July

3 - Rule 18.3

Tacking in the Zone; Rule 18.4

Gybing

### #FAIRSAILING Representatives

Beulah - John Porter

Okoboji - Kelli Farrar

Pewaukee - Rick Roy

Northern WI or Upper

Michigan - Pete

Kulenkamp

Committee presenters:

John Porter

Bruce Martinson



THANKS TO OUR  
ILYA#FAIR SAILING  
SPONSORS



**SailZing**  
Stimulating Learning for Sailors  
Where Sailors Help Sailors  
Race Faster & Smarter.

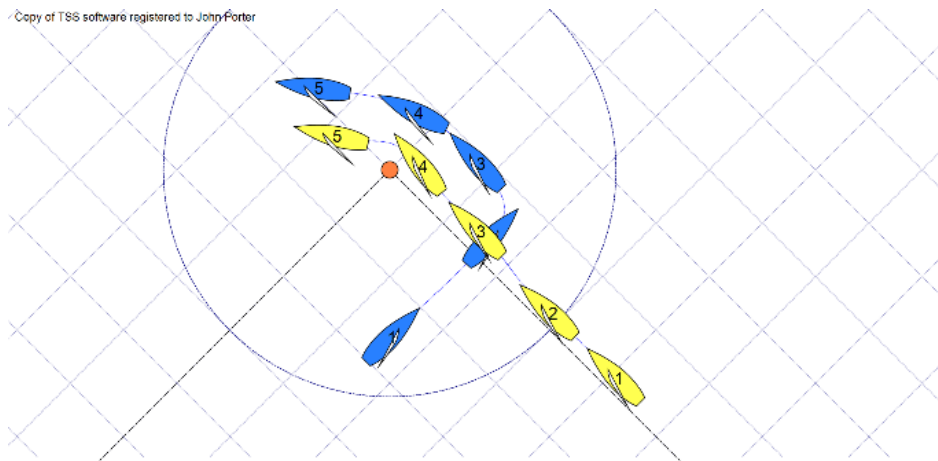
**TOAD HOLLOW**  
ENTERPRISES, LTD.  
414.881.4119  
v115@mailbag.com  
Full Service Advertising Specialties Distributor  
Promo Items • Gear • Sales Incentives  
Awards • Corporate ID • Graphics



What should Blue have done in this instance? [Answer](#)

## #2 "Tacking in the Zone - Example #2"

Copy of TSS software registered to John Porter



Click [here](#)

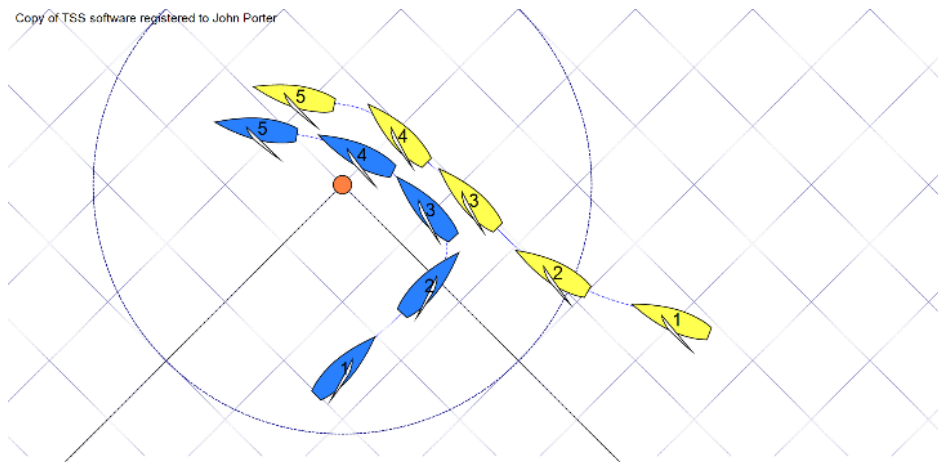
for animation.

**Description:** Yellow and Blue are inside the zone sailing to the windward mark. Blue crosses Yellow and then tacks to starboard.

Should blue promptly take a penalty? [Answer](#)

## #3 "Tacking in the Zone - Example #3"

Copy of TSS software registered to John Porter



Click [here](#) for animation

**Description:** Yellow and Blue are inside the zone sailing to the windward mark. Yellow is reaching into the mark. Blue tacks to starboard and rounds the mark. Yellow heads up to close-hauled to avoid Blue. There is no contact.

Should Blue promptly take a penalty? [Answer](#)

## Rule 18.4 Gybing

"When an inside *overlapped* right-of-way boat must gybe at a *mark* to sail her *proper course*, until she gybes she shall sail no farther from the *mark* than needed to sail that course. Rule 18.4 does not apply at a gate *mark*."

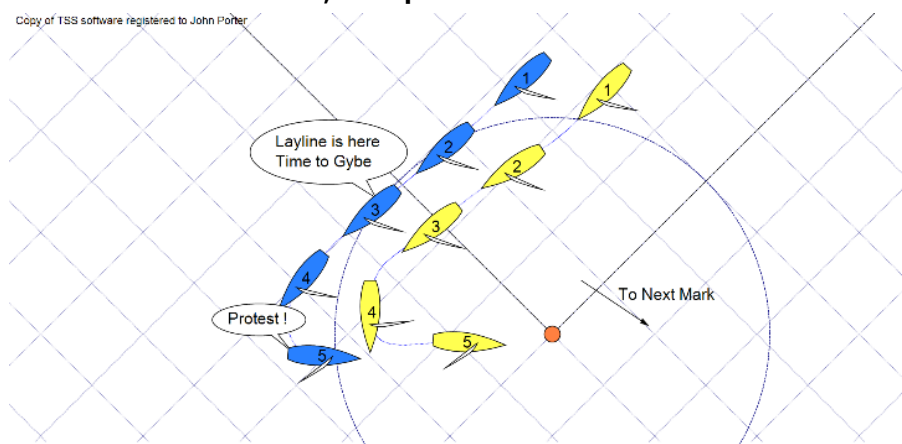
## Definitions

Previously-defined terms (click to refresh your memory): [overlap](#), [proper course](#)

## Scenarios

### #4 Common Leeward Mark, example 1?

Copy of TSS software registered to John Porter



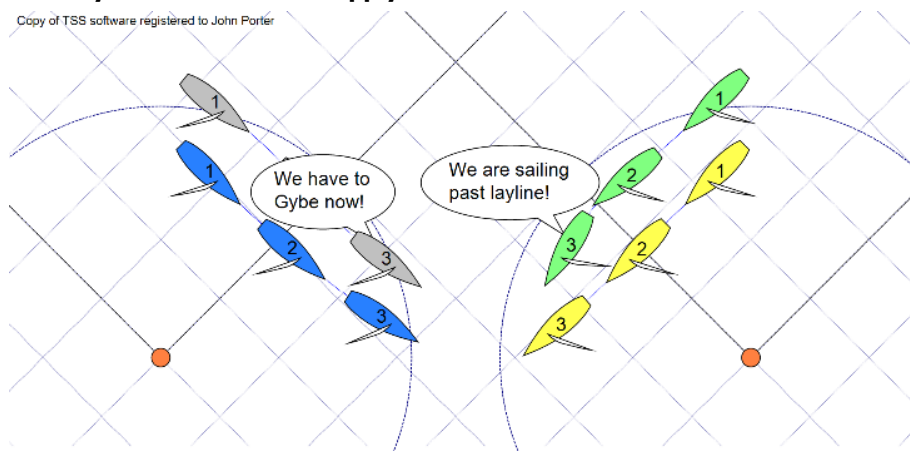
Click [here](#) for animation

**Description:** Yellow and Blue are sailing toward a leeward mark. When Yellow enters the zone, Blue is overlapped. Yellow sails the course shown. Blue protests Yellow.

Should Yellow promptly take a penalty? [Answer](#)

### #5 "Why Doesn't Rule 18.4 Apply at a Gate?"

Copy of TSS software registered to John Porter



Click [here](#) for animation.

**Description:** Four boats are sailing downwind towards a gate.

Can Yellow sail to the far gate (the left gate, looking from above), even if Green wants to go to the right gate? [Answer](#)

Can Blue sail to the right gate, even if Grey wants to go to the left gate? [Answer](#)



**Thanks to  
Bruce Martinson,  
Al Haeger  
and  
John Porter  
for their leadership and  
volunteer efforts to  
further  
ILYA #FAIRSAILING**

Join the ILYA

[Register for Dues](#)

**Subscribe to Scowlines  
Here**

[Join Our Mailing List!](#)

Inland Lake Yaching Association, PO Box 662, East Troy, WI 53120-0662

[SafeUnsubscribe™ {recipient's email}](#)

[Forward email](#) | [Update Profile](#) | [Customer Contact Data Notice](#)

Sent by [candaceporter@wi.rr.com](mailto:candaceporter@wi.rr.com) powered by

