



## 2023 CHELSEA YACHT CLUB SAILING INSTRUCTIONS

### 1. RULES:

- 1.1. Races shall be governed by the rules as defined in the current *The Racing Rules of Sailing* (RRS) and this document..
- 1.2. In case of conflict with class rules, class rules shall govern under RRS 86.1(c).
- 1.3. Under RRS 87, *Ensign Class Rule 10: Crews* shall not apply.

### 2. NOTICES TO COMPETITORS:

Notices to competitors shall be posted on the Race Committee Bulletin Board on the boathouse and shall also be posted on [www.chelseayacht.org](http://www.chelseayacht.org) under the Racing menu.

### 3. CHANGES TO SAILING INSTRUCTIONS:

Any written change to the sailing instructions shall be posted at least one hour before the start of the affected event. Oral changes to sailing instructions may be made on the water prior to the Warning Gun. The RC boat will hoist signal Flag “L” with no sound, requiring each boat to come by the race Committee boat for instructions.

### 4. SIGNALS MADE ASHORE

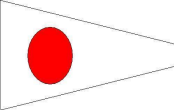



- 4.1. Signals made ashore shall be displayed on the Chelsea Yacht Club Flagstaff.
- 4.2. When Code Flag “AP” is displayed ashore, ‘1 minute’ is replaced with ‘not less than 30 minutes’ in the race signal AP.
- 4.3. “AP over H”, “AP over A”, “AP over a numeral pennant” shall not be used. This modifies RRS “Race Signals” and Rule 27.3.

### 5. SCHEDULE OF RACES:

The schedule of races can be found in Section 4 of the *CYC Notice of Race*.

### 6. CLASS FLAGS:

The class definitions and class flags are given in the table below.

 A Fleet (#1 Pennant) With Spinnaker	 B /C Fleet Combined Start (Yellow Square) without Spinnaker	 Ensign Class Assoc. One-Design Fleet	 Green Square Novice Fleet Without Spinnaker
--	---	--	--

### 7. RACING AREA:

Attachment B shows the location of racing areas.

### 8. THE COURSES

- 8.1. The courses are described in Attachment A.
- 8.2. The course shall be designated by a black-on-white number posted to both sides of the Race Committee signal boat.
- 8.3. When any course containing a hyphen (such as FID-WID) is signaled, all boats shall complete the first lap by sailing through a gate, defined as the R/C boat and “Y” Mark (Start/Finish line).

### 9. MARKS

- 9.1. Attachment B illustrates the location and describes the marks of the course corresponding to Attachment A.
- 9.2. The starting and finishing marks shall be the race committee signal boat to the east and a nearby floating mark designated as Mark “Y” to the west.

### 10. AREAS THAT ARE OBSTRUCTIONS

- 10.1. Boats shall not sail or pass on the shore side of moorings or anchored or moored boats in a mooring area.
- 10.2. A boat which sails or passes on the shore side of such moorings or boats shall be scored DSQ without a hearing.
- 10.3. The entire CYC mooring area beginning with the first anchored boat or mooring North of CYC Lighted Buoy (W) and continuing to the last anchored boat or mooring South of CYC Lighted Buoy (N) shall rank as an obstruction. Mooring areas and boats and moorings in mooring areas shall not rank as a mark of the course.
- 10.4. When not used as a mark of the course, CYC lighted buoys may be passed on either side.



## 2023 CHELSEA YACHT CLUB SAILING INSTRUCTIONS

- 10.5. Contact with empty moorings, and fending off anchored or moored boats with any part of the body is permitted without penalty.
- 10.6. A boat which collides (boat to boat contact) with a boat anchored or moored in a mooring area shall be disqualified, unless she protests that she was wrongfully forced by another boat to make contact with the anchored or moored boat.

### 11. THE START

- 11.1. Races shall be started by using RRS 26 with the warning signal made five (5) minutes before the starting signal. (A general guide to the start sequence may be found in Attachment C.)
- 11.2. The start line shall be between the Orange flag on the R/C signal boat and Mark Y (SI 9.2).
- 11.3. Boats whose warning signal has not been made shall avoid the starting area during the starting sequence for other races.

### 12. THE FINISH

- 12.1. The finishing line shall be between the Blue flag on the R/C signal boat and Mark Y (SI 9.2).
- 12.2. If the race committee signal boat is absent when a boat finishes, that end of the finish line shall be replaced by the "S" mark and she should report her finishing time and her position in relation to nearby boats, to the race committee at the first reasonable opportunity.

### 13. TIME LIMITS

- 13.1. The time limits, measured from the starting signal of each class shall be 3.0 hours for all classes. If no boat in a class sails the course and finishes within the time limit, the race for that fleet shall be abandoned.
- 13.2. Boats failing to finish within 2 Hours after the first boat in a fleet sails the course and finishes shall be scored Did Not Finish (DNF) without a hearing. This modifies RRS 35, A4 and A5.
- 13.3. Any race which is not started within 1.25 hours of its scheduled start time shall be automatically canceled.

### 14. PROTESTS AND REQUESTS FOR REDRESS

- 14.1. Protest forms are available from the CYC Fleet Captain, the Race Committee locker or online at the CYC website under the Racing menu.
- 14.2. For each class, the protest time limit is 30 minutes after the Race Committee reaches shore. (The Race Committee or the Protest Committee may waive this rule when, in its opinion, circumstances beyond the control of the protesting boat make it impossible for her to submit a written protest within the time limit.)

### 15. SCORING

- 15.1. Sunday Series Races will be scored using a high point system
  - 15.1.a. We will race a Spring and Fall series.
  - 15.1.b. Racers must compete in at least 50% of races in a series to be considered for a
  - 15.1.c. No "Though Outs" to be used in high point system

### 16. SAFETY REGULATIONS

- 16.1. All boats racing must "Check In", and receive confirmation from, the Race Committee via either VHF radio, channel 72, or audibly hailing the R/C Boat prior to the first warning flag.
- 16.2. A boat that retires from a race shall notify the race committee as soon as possible.
- 16.3. Boats are permitted to use any means of propulsion to avoid interference with commercial vessels. Boats using means of propulsion that are normally prohibited must return to the exact location where such use began and come to a complete stop before continuing to race.
- 16.4. Boats interfering with (receiving five sound signals from) commercial traffic shall be scored DSQ without a hearing.

### 17. SIGNALS:

- 17.1. Code Flag "N" shall mean that all races are abandoned and there shall be no more racing today. "N over A", and "N over H" shall not be used. This modifies RRS "Race Signals" and Rule 32.1.



# 2023 CHELSEA YACHT CLUB SAILING INSTRUCTIONS

## Attachment A

Course	A Fleet	B/C Fleet, Ensigns	Novice Fleet	Marks To	Finish Dir	Wind
1	RW-RW	RW-NW	RW-NW	P	U	<6
2	WR-WR	WR-NR	WR-NR	P	U	<6
3	DW-DW	DW-RW	DW-RW	P	U	<6
4	WD-WD	WD-WR	WD-WR	P	U	<6
5	F	F	F	P	D	6-8
6	C	C	C	P	D	6-8
7	DIF	RIF	RIF	P	U	6-8
8	G	F	F	P	U	6-8
9	DJF	DJW	DJW	P	U	6-8
10	FD	WD	WD	P	U	6-8
11	FR	FN	FN	P	U	6-8
12	DF	RF	RF	P	U	6-8
13	JFYJF	JFYJW	JFYJW	P	U	6-8
14	FD-FD	FR-WR	FR-WR	P	U	8-10
15	DF-DF	DF-DW	DF-DF	P	U	8-10
16	DIF-DF	DIW-DW	DIF-DF	P	U	8-10
17	FWD	WDW	WDW	P	U	8-10
18	JF-JF	JW-JW	JW-JW	P	D	8-10
19	FID-FID	FID-WD	FID-FID	S	U	10-12
20	DIF-DIF	DIF-DW	DIF-DIF	P	U	10-12
21	CW-CW	CW-DW	CW-CW	P	U	10-12
22	DIFD	DIWD	DIWD	P	U	10-12
23	FC-WC	WC-WC	FC-WC	P	D	10-12
24	DIG-DIF	DIF-DIF	DIG-DIF	P	U	>15
25	GFD-FD	FWD-FD	FWD-FD	P	U	>15
26	CIF-DIF	CIF	CIF-DIF	P	U	>15
27	FCF	FDF	FDF	P	U	>15

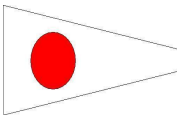

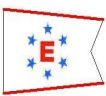





## 2023 CHELSEA YACHT CLUB SAILING INSTRUCTIONS

### Attachment C

Please note that the Warning Signal for each class is *expected to* but *may not* coincide with the start of the previous class. (If there is light air or fleets bunching up at the start, an extra minute may be added before the next fleet start.) The class flags which serve as the warning signal for each class as well as the typical time schedule shall be as follows:

	 A Fleet #1 Pennant	 B/C Class Flag Yellow Flag	 Ensign Class	 Novice Fleet Green Flag
1:30	A Fleet Warning			
1:31	A Fleet Prep Up			
1:34	A Prep down			
1:35	A Fleet Start	B/C Fleet Warning		
1:36		B/C Fleet Prep Up		
1:39		B/C Fleet Prep down		
1:40		B/C Fleet Start	Ensign Fleet Warning	
1:41			Ensign Fleet Prep Up	
1:44			Ensign Prep down	
1:45			Ensign Fleet Start	Novice Warning
1:46				Novice Prep Up
1:49				Novice Prep down
1:50				Novice Fleet Start