

RACE COURSE DIAGRAMS & THE COURSE BOARD

CAUTION: The design of the course board allows **the plaques to drop into the lake!**

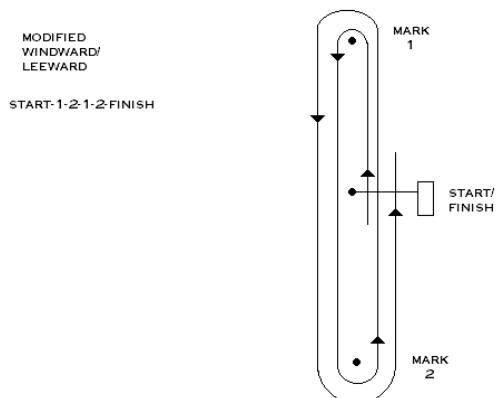
- A **Red** background means marks rounded to **Port (This is normal)**. **Green** marks to **Starboard**
- Remember that the course board reads from the racers' left to right. It is easy to get this backwards.

DINGHY'S:

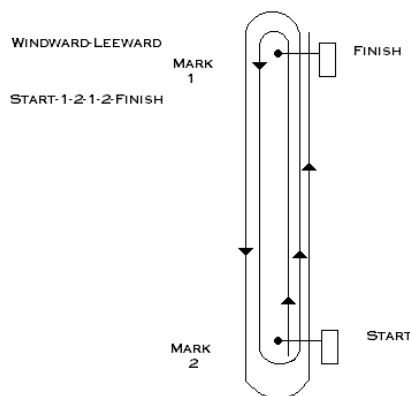
The following courses are usually associated with Dinghy racing

The letters **WL**, **M**, **T** & **O** will be followed by the number of laps, 1 or 2. "**WL**" = Windward / Leeward; "**M**" = Modified mid-leg start & finish, "**T**" = Triangle, "**O**" = Olympic which is a Triangle followed by windward leeward start/finish line.

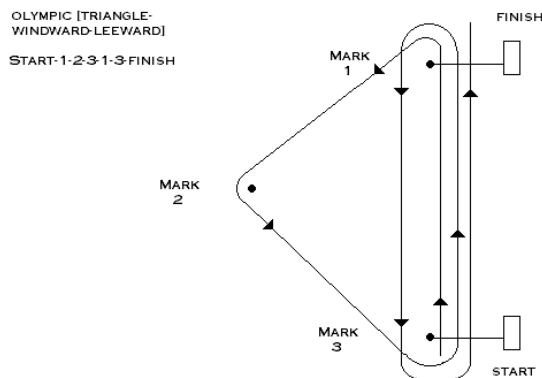
"M WL" is the most used dinghy race course. It gives the competitors the greatest opportunity to show their skill and is easiest for the Race Committee to run.



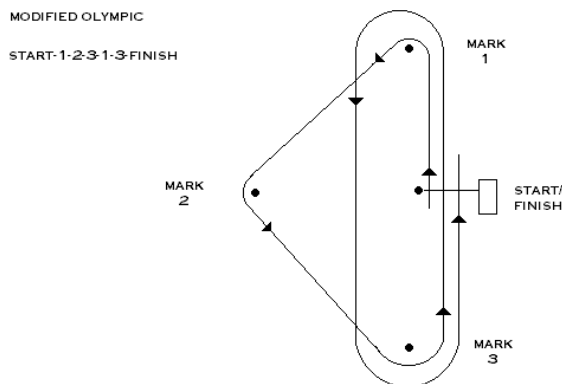
M WL 1 or M WL 2
Modified Windward/Leeward



WL 1 or WL 2
Windward/Leeward

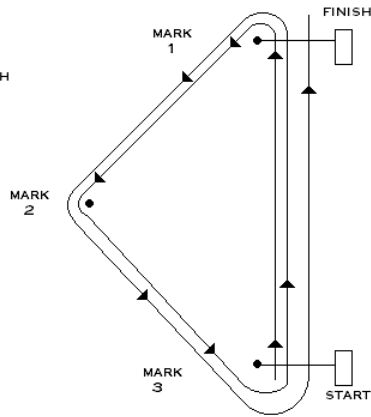


O Olympic



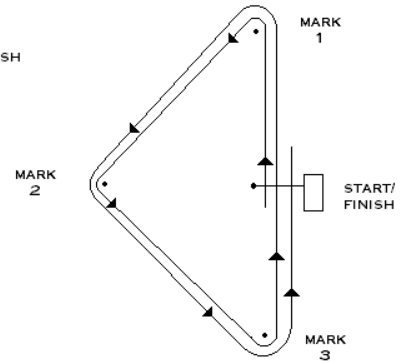
M O Modified Olympic

TRIANGLE-
TWICE AROUND
START-1-2-3-1-2-3-FINISH



T 1 or T 2
Triangle

MODIFIED TRIANGLE
START-1-2-3-1-2-3-FINISH



MT 1 or MT 2
Modified Triangle

KEEL BOAT EXAMPLES

The Keel Boat Fleet usually uses the fixed marks of the lake. See the lake map for their location and abbreviations. Here are a few typical race courses and how they would appear on the course board.

PYC to Gold Point to PYC Finish at Gold Point once around **GP PY GP 1**
Or Mid-Course start/finish **M GP PY 1**

PYC to Gold Point to Pumping Station to PYC finish at Gold Point **GP X PY GP 1**
Or Mid-Course start/finish twice around **M GP X PY 2**

PYC to Temporary Mark X to PYC finish at Temporary Mark: **X PY X 1**
Or Mid-Course to X to PYC to finish **M X PY 1**

PYC to Fairview to PYC finish at Fairview **FV PY FV 1**
Or Mid-Course start/finish **M FV PY 1**

USE GREEN IF LEAVING MARKS TO STARBOARD